




Mammography X-Ray QA/QC

Technical Accessories



Technical Accessories

AEC Test Set / HVL Stand / HVL Set



AEC Test Set

The Mammography AEC Test Set consists of 5 PMMA plates of varying thickness. The set is used to test the automatic exposure control features of mammography equipment according IEC 61223-3-1.

For checks on the AEC feature, test setups with attenuation ranging from 5 - 75 mm can be realised. Additional slabs to add to the set are available on request. The outer dimensions of the plates are 180 x 240 mm.

Delivery includes

- ✓ 3 Slabs 180 x 240 x 20 mm
- ✓ 1 Slab 180 x 240 x 10 mm
- ✓ 1 Slab 180 x 240 x 5 mm
- ✓ Manual
- ✓ Transport Case



HVL Stand

The HVL Stand is designed to make HVL measurements straightforward. The collapsible stand is easy to transport and fast to set up. It allows a reproducible and secure positioning of filters and dosimeter detector.

Delivery includes

- ✓ HVL Stand
- ✓ Manual
- ✓ Soft Bag



HVL Set

The HVL Set consists of 8 filters with varying thicknesses: 1 x 2.0 mm / 2 x 1.0 mm / 2 x 0.5 mm / 1 x 0.3 mm / 2 x 0.1 mm = overall 5.5 mm. The filters have a guaranteed purity of 99.5% which ensures accurate measurements. The format of all filters of the set is 10 x 10cm. They are fully compatible with the filter insert of the QUART HVL Stand.

Delivery includes

- ✓ HVL Filter Set
- ✓ Manual
- ✓ Filter Case



 **QUART**
Quality Assurance in Radiological Technologies



Technical Accessories

Pinhole Camera / Focal Spot Test Tool / Cassette Test Tool



Pinhole Camera (mammotest 1.0)

The QUART mammotest 1.0 pinhole camera is designed to verify shape and size of focal spots of a mammography x-ray unit >0.1 mm. To acquire the image data, no modification or mechanical intervention in the equipment is necessary!

For checks on the focal spot properties, the mammotest 1.0 is more suitable than a star pattern or slit camera. Our tool is capable of imaging the actual shape of the focal spot in one exposure, including hot spots and image areas with less intensity.

Delivery includes

- ✓ QUART mammotest 1.0 Pinhole Camera
- ✓ Manual




Focal Spot Test Tool (mammotest 2.0)

The QUART mammotest 2.0 focal spot test tool is designed to visualise the focal spot distribution within a digital or conventional mammography image.

The check mainly verifies, if and to what extent does the position of the focal spot affect the equipment's imaging properties in the corresponding region of interest.

Delivery includes

- ✓ QUART mammotest 2.0 Focal Spot Test Tool
- ✓ Manual



Cassette Test Tool

The QUART KAT 24x30 is used to check the film contact at conventional mammography equipment with film/screen technology. Flaws would be revealed by variations in density on the developed film, i.e. showing light or dark areas.

Delivery includes

- ✓ QUART KAT 24x30 Film Contact Test Tool
- ✓ Manual



Also available

QUART mam/digi
QUART dido/time M
QUART MKmam 18x24
QUART MKmam 24x30
QUART aI20

Phantom for QA/QC in Mammography
Constancy Test Dosimeter
Measuring Cassette for Dosimeter Detectors
Measuring Cassette for Dosimeter Detectors
Standard Compliant Added Filtration

QUART
Quality Assurance in Radiological Technologies





We help to help others
QUART is a proud Supporter of *Medecins sans Frontieres*



QUART GmbH • Kirchenweg 7 • D-85604 Garmisch-Partenkirchen
Phone +49 (0) 8106 / 249 118 • Fax +49 (0) 8106 / 249 119

深圳市展业达鸿科技有限公司

吕先生: 15920060912 (微信同号) 0755-22934005 (座机)

地址: 深圳市福田区八卦二路八卦岭工业区615栋419

邮箱: hongqi@thingstet.com

网址: www.thingstet.com